









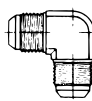
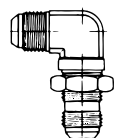

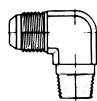
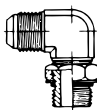
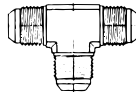
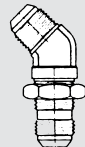
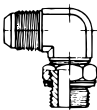
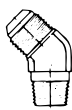
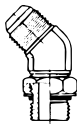
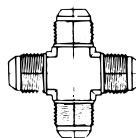
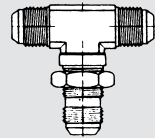

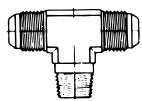
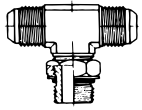
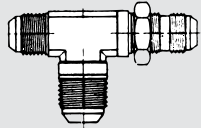
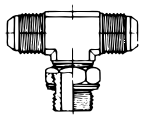
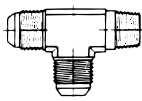
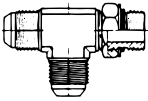
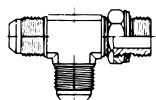
# Kragkopplingar




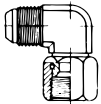



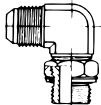
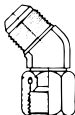



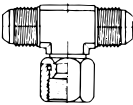
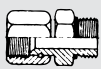


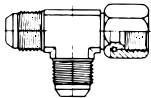
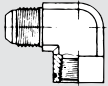

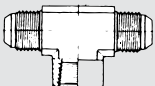


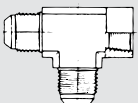

8

**AMAB**  
Hydraul

**8:1**

Skarv-kopplingar	Skott-genomgångar	Kopplingar med anslutningsgånga utv. BSPP	Kopplingar med anslutningsgånga utv. NPTF	Kopplingar med anslutningsgånga utv. UNF
<p><b>061010</b></p>  <p>sid 341</p>	<p><b>061030</b></p>  <p>sid 343</p>	<p><b>066010</b></p>  <p>sid 345</p>	<p><b>061040</b></p>  <p>sid 348</p>	<p><b>061510</b></p>  <p>sid 350</p>
<p><b>061110</b></p>  <p>sid 342</p>	<p><b>061120</b></p>  <p>sid 343</p>	<p><b>066011</b></p>  <p>sid 345</p>	<p><b>061140</b></p>  <p>sid 348</p>	<p><b>061610</b></p>  <p>sid 350</p>
<p><b>061210</b></p>  <p>sid 342</p>	<p><b>061410</b></p>  <p>sid 343</p>	<p><b>066310</b></p>  <p>sid 346</p>	<p><b>061430</b></p>  <p>sid 349</p>	<p><b>061710</b></p>  <p>sid 350</p>
<p><b>061310</b></p>  <p>sid 342</p>	<p><b>061220</b></p>  <p>sid 344</p>	<p><b>066710</b></p>  <p>sid 346</p>	<p><b>061260</b></p>  <p>sid 349</p>	<p><b>061820</b></p>  <p>sid 351</p>
	<p><b>061290</b></p>  <p>sid 344</p>	<p><b>066820</b></p>  <p>sid 347</p>	<p><b>061250</b></p>  <p>sid 349</p>	<p><b>061810</b></p>  <p>sid 351</p>
		<p><b>066810</b></p>  <p>sid 347</p>		

Kopplingar med tonade tabeller lagerföres i begränsad omfattning.

Kopplingar med anslutningsgänga utv. M	Kopplingar med JIC 37 svivelmutter	Kopplingar med JIC 37 svivelmutter och utv. anslutningsgänga	Kopplingar med anslutningsgänga inv. BSPP	Övrigt
<p><b>064540</b></p>  <p>sid 352</p>	<p><b>061130</b></p>  <p>sid 353</p>	<p><b>066030</b></p>  <p>sid 355</p>	<p><b>066020</b></p>  <p>sid 356</p>	<p><b>065020</b></p>  <p>sid 358</p>
<p><b>064310</b></p>  <p>sid 352</p>	<p><b>061420</b></p>  <p>sid 353</p>	<p><b>061080</b></p>  <p>sid 355</p>	<p><b>061630</b></p>  <p>sid 356</p>	<p><b>060900</b></p>  <p>sid 358</p>
	<p><b>061240</b></p>  <p>sid 353</p>	<p><b>061560</b></p>  <p>sid 355</p>	<p><b>066000</b></p>  <p>sid 356</p>	<p><b>065010</b></p>  <p>sid 359</p>
	<p><b>061230</b></p>  <p>sid 354</p>		<p><b>066120</b></p>  <p>sid 357</p>	<p><b>060200</b></p>  <p>sid 341</p>
		<p><b>Kopplingar med anslutningsgänga inv. NPTF</b></p>	<p><b>066220</b></p>  <p>sid 357</p>	<p><b>060500</b></p>  <p>sid 341</p>
		<p><b>061050</b></p>  <p>sid 358</p>	<p><b>066230</b></p>  <p>sid 357</p>	<p><b>061530</b></p>  <p>sid 359</p>

Reservation för eventuella konstruktionsändringar.



# Beställningsnyckel

Vår beteckning fungerar så här:

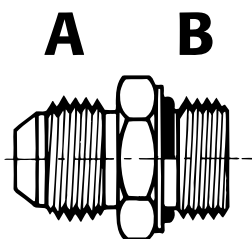
- 1:a spalten visar kopplingsutförandet
- 2:a spalten visar storleken på JIC-gängan
- 3:e spalten visar storleken på anslutningsgängan.

Best. ex:

(1) (2) (3)

## 066010-10-08

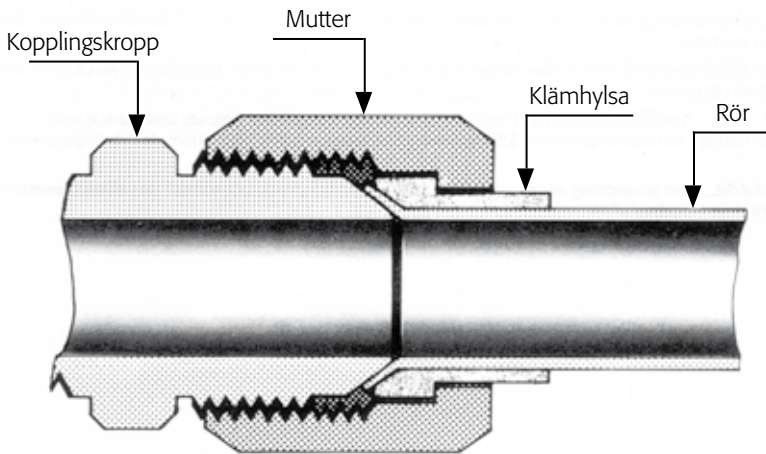
Exemplet ovan är därmed en rak koppling med 7/8-14 JIC-gänga och 1/2 BSPP-gänga.



Gänga A			Gänga B						
Rör Y.D	JIC- gäng	Vår be- teckning	BSPP BSPT NPTF	Vår be- teckning	UNF	Vår be- teckning	Metrisk	Vår be- teckning	
6	7/16-20	04	1/8	02	7/16-20	04	M10x1	M10	
8	1/2-20	05	1/4	04	1/2-20	05	M12x1,5	M12	
10	9/16-18	06	3/8	06	9/16-18	06	M14x1,5	M14	
12	3/4-16	08	1/2	08	3/4-16	08	M16x1,5	M16	
14	7/8-14	10	5/8	10	7/8-14	10	M18x1,5	M18	
15			3/4	12	1 1/16-12	12	M20x1,5	M20	
16			1	16	1 3/16-12	14	M22x1,5	M22	
18			1 1/4	20	1 5/16-12	16	M24x1,5	M24	
20			1 1/2	24	1 5/8-12	20	M27x2	M27	
22	1 3/16-12	14	2	32	1 7/8-12	24	M36x2	M36	
25	1 5/16-12	16					M45x2	M45	
30	1 5/8-12	20							
32									
38			1 7/8-12	24					

# Kragkopplingar med 37° kona (ISO 8434-2, SAE J514)

## Konad koppling med tätning metall mot metall



Denna kopplingstyp garanterar maximal säkerhet i oljehydrauliska system. Systemet bygger på anslutning av stålrör, som kragas 74 grader och anslutes till en kopplingskropp (adapter) med hjälp av mutter och hylsa.

### Fördelar

Utmärkt tätning även vid höga tryck, vid tryckstötter och temperaturchocker.

### Material och ytbehandling

Kopplingsdelarna är som standard tillverkade av kontrollerat stångstål (raka detaljer och muttrar) och av smidda ämnen (formstycken och hylsor).

Andra material kan erhållas på begäran, till exempel mässing, aluminium eller rostfritt stål.

Samtliga ingående detaljer är ytbehandlade, krom VI fri, för att uppfylla norm ISO 9227 samt motstå saltspraytest i 350 timmar. Alla gängor skyddas med plastpluggar.

### Tätningar

Kopplingsdelarna levereras kompletta med tätningar och stödbrickor enligt bilderna i katalogen. Gummistålbrickor levereras separat på beställning.

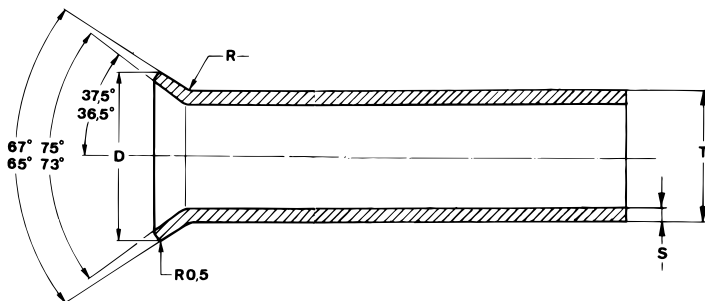
## Val av rör

Kragning av rör för kopplingar med 37 graders kona gör det nödvändigt av använda rör, som både har bra hållfasthet och är elastiska. För att få en perfekt kragning är det nödvändigt att inga brister uppträder på rörkronans insida orsakade av repor, sprickor eller flisor av materialet.

Under förutsättning att inga speciella arbetsförhållanden önskas såsom hög temperatur eller korrosiva medier, kan bra stålörstyper erhållas, företrädesvis kalldragna och sömlösa.

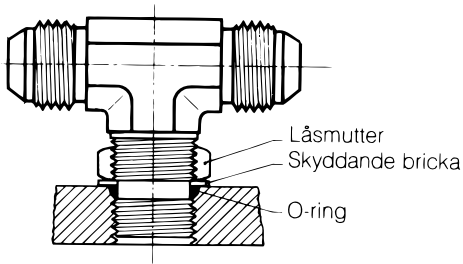
## Kragningsförfarande

Kragning kan utföras på två olika sätt. Men enkel krage för tjockväggiga rör medan dubbelkragning av tunnväggiga rör är att rekommendera för att ytterligare förstärka den kragade delen. När kragningsoperationen är klar, skall måtten innehålla som visas i tabellen nedan.

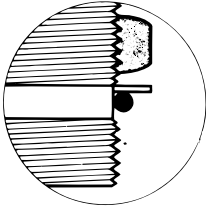


T		Yttre diameter för mm-rör														
		6	8	10	12	14	15	16	18	20	22	25	30	32	38	
Enkel väggfläns	D	max	9,5	11,0	12,7	17,2	20,2	20,0	20,2	24,6	24,6	27,2	30,9	38,9	38,9	45,0
		min	8,5	10,1	12,0	16,0	19,0	19,4	19,4	23,5	24,0	26,2	29,5	37,4	37,6	43,5
	S	max	1,5	1,5	1,5	2,0	2,5	2,0	2,5	3,0	3,0	3,0	3,0	3,0	3,0	4,0
R			0,8	0,8	1,0	1,5	1,5	1,5	1,5	2,0	2,0	2,0	2,3	2,3	2,3	2,8

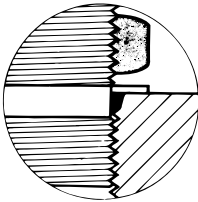
## UNF/SAE gänga



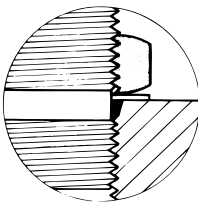
Börja med att smörja O-ringen med ett tunt lager olja, skruva ned låsmuttern för att fria gängsläppningen och titta efter hur skyddsbrickan kan nå den på ritningen angivna positionen.



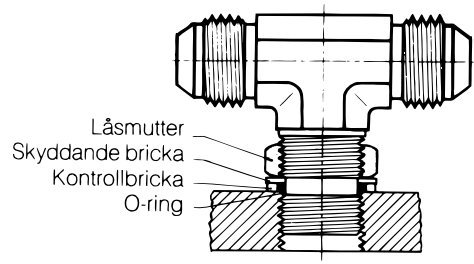
Sätt in anslutningen på sin plats tills skyddsbrickan kommer i kontakt med den arbetande ytan.



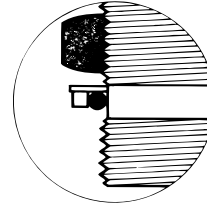
För att få önskad position, korriger vinkeln genom att svänga kopplingen motsols upp (max 360°), håll sedan positionen med en fast nyckel och lås med muttern.



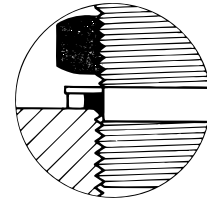
## BSP eller Metrisk gänga



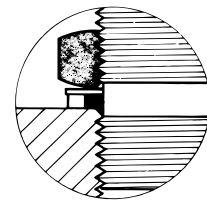
Börja med att smörja O-ringen med ett tunt lager olja, skruva ned låsmuttern för att fria gängsläppningen och titta efter hur skyddsbrickan kan nå den på ritningen angivna positionen.



Sätt in anslutningen på sin plats tills kontrollbrickan kommer i kontakt med den arbetande ytan.

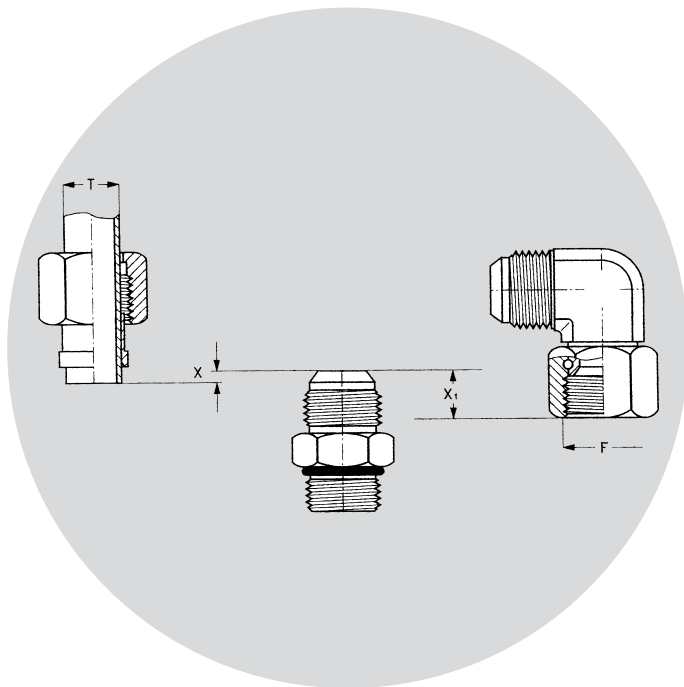


För att få önskad position, korriger vinkeln genom att svänga kopplingen motsols upp (max 360°), håll sedan positionen med en fast nyckel och lås med muttern.





# Allmän information

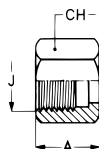


För konstruktion och montering; se data i tabell nedan.

Rör Y.D	Rör tjocklek	Gänga F	X	X1	Åtdragnings- moment	Max. arbetstryck	
						MPa	Bar
mm	mm		mm	mm	N.m		
6	1,5	7/16-20	2,0	10,0	13-15	35,0	350
8	1,5	1/2-20	2,0	11,0	18-25	35,0	350
10	1,5	9/16-18	2,0	11,5	24-31	25,0	250
12	2,0	3/4-16	3,0	13,0	45-52	25,0	250
14	2,5	7/8-14	3,5	15,5	65-72	20,0	200
15	2,0	7/8-14	3,5	15,5	65-72	20,0	200
16	2,5	7/8-14	3,5	15,5	65-72	20,0	200
18	3,0	1 1/16-12	3,5	17,5	92-100	20,0	200
20	3,0	1 1/16-12	3,5	17,5	92-100	20,0	200
22	3,0	1 3/16-12	3,5	18,0	118-130	20,0	200
25	3,0	1 5/16-12	3,5	18,5	120-145	16,0	160
30	3,0	1 5/8-12	5,0	20,5	170-190	12,5	125
32	3,0	1 5/8-12	5,0	20,5	170-190	12,5	125
38	4,0	1 7/8-12	5,0	23,0	210-240	10,0	100



# 060200



## mutter

Det.nr.	Rör Y.D	J	A	CH		
060200-04-00	6	7/16-20	15,5	14		
-05-00	8	1/2-20	17,0	17		
-06-00	10	9/16-18	18,5	19		
-08-00	12	3/4-16	22,0	22		
-10-00	16	7/8-14	25,0	27		
-12-00	20	1 1/16-12	26,0	32		
-14-00	22	1 3/16-12	27,5	36		
-16-00	25	1 5/16-12	28,5	41		
-20-00	30	1 5/8-12	31,0	50		
-24-00	38	1 7/8-12	36,0	60		

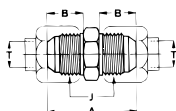
# 060500



## klämhylsa

Det.nr.	Rör Y.D	A				
060500-04-06	6	10,4				
-05-08	8	11,2				
-06-10	10	12,7				
-08-12	12	14,2				
-10-14	14	16,8				
-10-15	15	16,8				
-10-16	16	16,8				
-12-18	18	17,3				
-12-20	20	17,3				
-14-22	22	19,0				
-16-25	25	19,8				
-20-30	30	23,1				
-24-38	38	28,4				

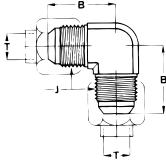
# 061010



## rak skarvkoppling

Det.nr.	Rör Y.D	J	A	B	CH	
061010-04-04	6	7/16-20	35,0	14,0	13	
-05-05	8	1/2-20	35,0	14,0	14	
-06-06	10	9/16-18	35,5	14,0	16	
-08-08	12	3/4-16	41,0	17,0	19	
-10-10	16	7/8-14	47,5	19,0	24	
-12-12	20	1 1/16-12	55,0	22,0	27	
-14-14	22	1 3/16-12	56,0	22,5	32	
-16-16	25	1 5/16-12	57,0	23,0	36	
-20-20	30	1 5/8-12	61,5	24,5	42	
-24-24	38	1 7/8-12	69,5	27,5	50	

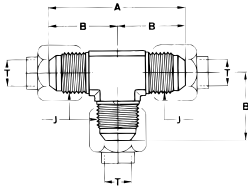
# 061110



## vinkelskarvkoppling

Det.nr.	Rör Y.D	J	B	CH		
061110-04-04	6	7/16-20	22,5	12		
-05-05	8	1/2-20	24,0	14		
-06-06	10	9/16-18	27,0	14		
-08-08	12	3/4-16	31,5	19		
-10-10	16	7/8-14	36,5	22		
-12-12	20	1 1/16-12	42,0	27		
-14-14	22	1 3/16-12	44,0	31		
-16-16	25	1 5/16-12	46,0	33		
-20-20	30	1 5/8-12	52,0	41		
-24-24	38	1 7/8-12	59,0	48		

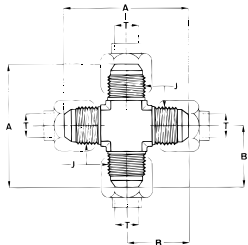
# 061210



## T-skarvkoppling

Det.nr.	Rör Y.D	J	A	B	CH	
061210-04-04	6	7/16-20	45	22,5	12	
-05-05	8	1/2-20	48	24,0	14	
-06-06	10	9/16-18	54	27,0	14	
-08-08	12	3/4-16	63	31,5	19	
-10-10	16	7/8-14	73	36,5	22	
-12-12	20	1 1/16-12	84	42,0	27	
-14-14	22	1 3/16-12	88	44,0	31	
-16-16	25	1 5/16-12	92	46,0	33	
-20-20	30	1 5/8-12	104	52,0	41	
-24-24	38	1 7/8-12	118	59,0	48	

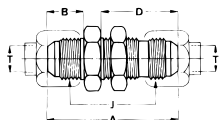
# 061310



## korsskarvkoppling

Det.nr.	Rör Y.D	J	A	B	CH	
061310-04-04	6	7/16-20	45	22,5	12	
-05-05	8	1/2-20	48	24,0	14	
-06-06	10	9/16-18	54	27,0	14	
-08-08	12	3/4-16	63	31,5	19	
-10-10	16	7/8-14	73	36,5	22	
-12-12	20	1 1/16-12	84	42,0	27	
-14-14	22	1 3/16-12	88	44,0	31	
-16-16	25	1 5/16-12	92	46,0	33	
-20-20	30	1 5/8-12	104	52,0	41	
-24-24	38	1 7/8-12	118	59,0	48	

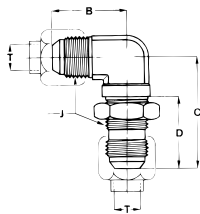
# 061030



## rak skottgenomgång

Det.nr.	Rör Y.D	J	A	B	D	CH
061030-04-04	6	7/16-20	52,5	14,0	31,0	17
-05-05	8	1/2-20	52,5	14,0	31,0	19
-06-06	10	9/16-18	55,5	14,0	33,5	22
-08-08	12	3/4-16	62,0	17,0	37,5	24
-10-10	16	7/8-14	69,5	19,0	41,0	30
-12-12	20	1 1/16-12	78,5	22,0	45,0	36
-14-14	22	1 3/16-12	79,0	22,5	45,5	38
-16-16	25	1 5/16-12	80,0	23,0	45,0	41
-20-20	30	1 5/8-12	84,0	24,5	46,5	50
-24-24	38	1 7/8-12	89,5	27,5	46,5	55

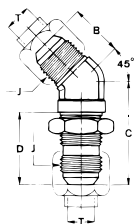
# 061120



## 90° vinkelskottgenomgång

Det.nr.	Rör Y.D	J	B	C	D
061120-04-04	6	7/16-20	24,5	40,0	28,0
-05-05	8	1/2-20	27,0	43,5	28,0
-06-06	10	9/16-18	27,5	45,5	30,0
-08-08	12	3/4-16	34,5	53,5	35,0
-10-10	16	7/8-14	39,5	60,5	38,5
-12-12	20	1 1/16-12	45,0	68,0	43,0
-16-16	25	1 5/16-12	49,5	71,0	43,0
-20-20	30	1 5/8-12	55,0	79,0	44,0
-24-24	38	1 7/8-12	59,0	87,0	44,0

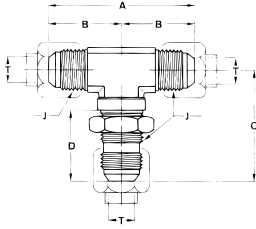
# 061410



## 45° vinkelskottgenomgång

Det.nr.	Rör Y.D	J	B	C	D
061410-04-04	6	7/16-20	18,5	38,5	28,0
-05-05	8	1/2-20	19,0	42,0	28,0
-06-06	10	9/16-18	21,0	42,5	30,0
-08-08	12	3/4-16	25,0	49,0	35,0
-10-10	16	7/8-14	28,0	55,0	38,5
-12-12	20	1 1/16-12	32,5	62,0	43,0
-16-16	25	1 5/16-12	37,5	65,0	43,0

# 061220

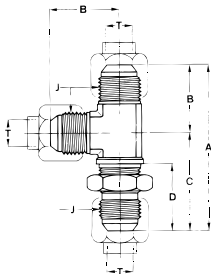


## T-skottgenomgång

Det.nr.	Rör Y.D	J	A	B	C	D
061220-04-04	6	7/16-20	49	24,5	40,0	28,0
-05-05	8	1/2-20	54	27,0	43,5	28,0
-06-06	10	9/16-18	55	27,5	45,5	30,0
-08-08	12	3/4-16	69	34,5	53,5	35,0
-10-10	16	7/8-14	79	39,5	60,5	38,5
-12-12	20	1 1/16-12	90	45,0	68,0	43,0
-16-16	25	1 5/16-12	99	49,5	71,0	43,0
-20-20	30	1 5/8-12	110	55,0	79,0	44,0
-24-24	38	1 7/8-12	118	59,0	87,0	44,0



# 061290

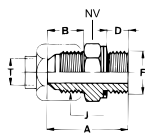


## L-skottgenomgång

Det.nr.	Rör Y.D	J	A	B	C	D
061290-04-04	6	7/16-20	64,5	24,5	40,0	28,0
-05-05	8	1/2-20	70,5	27,0	43,5	28,0
-06-06	10	9/16-18	73,0	27,5	45,5	30,0
-08-08	12	3/4-16	88,0	34,5	53,5	35,0
-10-10	16	7/8-14	100,0	39,5	60,5	38,5
-12-12	20	1 1/16-12	113,0	45,0	68,0	43,0
-16-16	25	1 5/16-12	120,5	49,5	71,0	43,0
-20-20	30	1 5/8-12	134,0	55,0	79,0	44,0
-24-24	38	1 7/8-12	146,0	59,0	87,0	44,0

# 066010

## rak koppling - utv. BSP

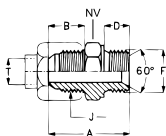


Det.nr.	Rör Y.D	J	F	A	B	D	NV
066010-04-02	6	7/16-20	1/8	29,0	14,0	8,0	16
-04-04	6	7/16-20	1/4	34,5	14,0	12,0	19
-04-06	6	7/16-20	3/8	34,5	14,0	12,0	24
-04-08	6	7/16-20	1/2	38,0	14,0	12,0	27
-05-02	8	1/2-20	1/8	29,0	14,0	8,0	16
-05-04	8	1/2-20	1/4	34,5	14,0	12,0	19
-05-06	8	1/2-20	3/8	34,5	14,0	12,0	24
-06-04	10	9/16-18	1/4	34,5	14,0	12,0	19
-06-06	10	9/16-18	3/8	34,5	14,0	12,0	24
-06-08	10	9/16-18	1/2	38,0	14,0	12,0	27
-08-04	12	3/4-16	1/4	37,5	17,0	12,0	22
-08-06	12	3/4-16	3/8	37,5	17,0	12,0	24
-08-08	12	3/4-16	1/2	41,0	17,0	14,0	27
-08-12	12	3/4-16	3/4	45,0	17,0	14,0	36
-10-06	16	7/8-14	3/8	40,5	19,5	12,0	24
-10-08	16	7/8-14	1/2	43,5	19,5	14,0	27
-10-12	16	7/8-14	3/4	47,5	19,5	16,0	36
-12-08	20	1 1/16-12	1/2	47,0	22,0	14,0	27
-12-12	20	1 1/16-12	3/4	50,0	22,0	16,0	36
-12-16	20	1 1/16-12	1	52,5	22,0	18,0	41
-14-12	22	1 3/16-12	3/4	50,5	22,5	14,0	36
-16-12	25	1 5/16-12	3/4	51,0	23,0	16,0	36
-16-16	25	1 5/16-12	1	53,5	23,0	18,0	41
-16-20	25	1 5/16-12	1 1/4	57,0	23,0	20,0	50
-20-16	30	1 5/8-12	1	55,5	24,5	18,0	42
-20-20	30	1 5/8-12	1 1/4	58,5	24,5	20,0	50
-24-20	38	1 7/8-12	1 1/4	61,5	27,5	17,5	50
-24-24	38	1 7/8-12	1 1/2	65,5	27,5	22,0	60

Andra dimensioner på förfrågan.

# 066011

## rak koppling - utv. BSPP, tredofasad, 60° kona

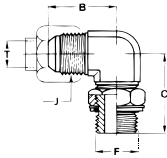


Det.nr.	Rör Y.D	J	A	B	D	NV
066011-04-02	6	7/16-20	30,0	14,0	10	14
-04-04	6	7/16-20	33,0	14,0	11	19
-04-06	6	7/16-20	34,5	14,0	12	22
-05-04	8	1/2-20	33,0	14,0	11	19
-06-04	10	9/16-18	33,0	14,0	11	19
-06-06	10	9/16-18	34,5	14,0	12	22
-06-08	10	9/16-18	37,5	14,0	14	27
-08-04	12	3/4-16	37,0	17,0	11	19
-08-06	12	3/4-16	37,5	17,0	12	22
-08-08	12	3/4-16	40,5	17,0	14	27
-08-12	12	3/4-16	43,5	17,0	16	32
-10-06	16	7/8-14	42,5	19,5	12	30
-10-08	16	7/8-14	43,0	19,5	14	27
-10-12	16	7/8-14	46,0	19,5	16	32
-12-08	20	1 1/16-12	50,0	22,0	14	27
-12-12	20	1 1/16-12	48,5	22,0	16	32
-12-16	20	1 1/16-12	52,5	22,0	19	41
-16-12	25	1 5/16-12	53,0	23,0	16	38
-16-16	25	1 5/16-12	53,5	23,0	19	41
-20-16	30	1 5/8-12	58,5	24,5	19	45
-20-20	30	1 5/8-12	58,5	24,5	20	50
-24-24	38	1 7/8-12	64,0	27,5	22	55

Andra dimensioner på förfrågan.

# 066310

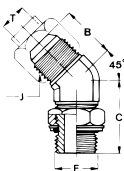
## 90° ställbar vinkelkoppling - utv. BSPP



Det.nr.	Rör Y.D	J	F	B	C
066310-04-02	6	7/16-20	1/8	22,5	26,0
-04-04	6	7/16-20	1/4	27,0	31,5
-04-06	6	7/16-20	3/8	28,5	36,5
-05-04	8	1/2-20	1/4	27,0	31,5
-06-04	10	9/16-18	1/4	27,0	31,5
-06-06	10	9/16-18	3/8	28,5	36,5
-06-08	10	9/16-18	1/2	31,0	43,0
-08-04	12	3/4-16	1/4	31,5	33,5
-08-06	12	3/4-16	3/8	31,5	36,5
-08-08	12	3/4-16	1/2	34,0	43,0
-08-12	12	3/4-16	3/4	37,0	49,0
-10-06	16	7/8-14	3/8	36,5	39,5
-10-08	16	7/8-14	1/2	36,5	43,0
-10-12	16	7/8-14	3/4	39,5	49,0
-12-08	20	1 1/16-12	1/2	42,0	45,5
-12-12	20	1 1/16-12	3/4	42,0	49,0
-16-12	25	1 5/16-12	3/4	46,0	52,0
-16-16	25	1 5/16-12	1	46,0	52,0
-20-16	30	1 5/8-12	1	52,0	57,0
-20-20	30	1 5/8-12	1 1/4	52,0	57,0
-24-20	38	1 7/8-12	1 1/4	59,0	61,0
-24-24	38	1 7/8-12	1 1/2	59,0	61,0

# 066710

## 45° ställbar vinkelkoppling - utv. BSPP

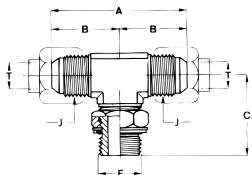


Det.nr.	Rör Y.D	J	F	B	C
066710-04-02	6	7/16-20	1/8	18,5	26,5
-04-04	6	7/16-20	1/4	21,0	29,0
-05-02	8	1/2-20	1/8	19,5	26,5
-05-04	8	1/2-20	1/4	21,0	29,0
-06-04	10	9/16-18	1/4	21,0	29,0
-06-06	10	9/16-18	3/8	22,0	33,0
-06-08	10	9/16-18	1/2	22,5	38,5
-08-06	12	3/4-16	3/8	25,0	33,0
-08-08	12	3/4-16	1/2	25,0	38,5
-10-08	16	7/8-14	1/2	28,0	38,5
-12-12	20	1 1/16-12	3/4	32,5	44,0
-12-16	20	1 1/16-12	1	35,5	47,0
-16-16	25	1 5/16-12	1	37,0	47,0
-20-20	30	1 5/8-12	1 1/4	40,5	48,5
-24-24	38	1 7/8-12	1 1/2	45,0	48,5

Andra dimensioner på förfrågan.



# 066820

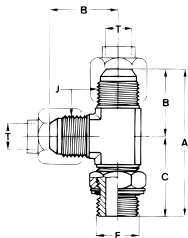


## T-koppling ställbar - utv. BSPP

Det.nr.	Rör Y.D	J	F	A	B	C
066820-04-02	6	7/16-20	1/8	45	22,5	26,0
-04-04	6	7/16-20	1/4	54	27,0	31,5
-05-02	8	1/2-20	1/8	48	24,0	27,5
-05-04	8	1/2-20	1/4	54	27,0	31,5
-06-04	10	9/16-18	1/4	54	27,0	31,5
-06-06	10	9/16-18	3/8	57	28,5	36,5
-08-06	12	3/4-16	3/8	63	31,5	36,5
-08-12	12	3/4-16	3/4	74	37,0	49,0
-10-08	16	7/8-14	1/2	73	36,5	43,0
-12-12	20	1 1/16-12	3/4	84	42,0	49,0
-16-16	25	1 5/16-12	1	92	46,0	52,0
-20-20	30	1 5/8-12	1 1/4	104	52,0	57,0
-24-24	38	1 7/8-12	1 1/2	118	59,0	61,0

Andra dimensioner på förfrågan.

# 066810



## L-koppling ställbar - utv. BSPP

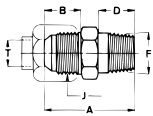
Det.nr.	Rör Y.D	J	F	A	B	C
066810-04-02	6	7/16-20	1/8	48,5	22,5	26,0
-04-04	6	7/16-20	1/4	58,5	27,0	31,5
-05-04	8	1/2-20	1/4	58,5	27,0	31,5
-06-04	10	9/16-18	1/4	58,5	27,0	31,5
-06-06	10	9/16-18	3/8	65,0	28,5	36,5
-08-06	12	3/4-16	3/8	68,0	31,5	36,5
08-08	12	3/4-16	1/2	77,0	34,0	43,0
-10-08	16	7/8-14	1/2	79,5	36,5	43,0
-12-12	20	1 1/16-12	3/4	91,0	42,0	49,0
-16-16	25	1 5/16-12	1	98,0	46,0	52,0
-20-20	30	1 5/8-12	1 1/4	109,0	52,0	57,0
-24-24	38	1 7/8-12	1 1/2	120,0	59,0	61,0

Andra dimensioner på förfrågan.



# 061040

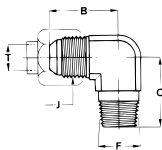
## rak koppling - utv. NPTF



Det.nr.	Rör Y.D	J	F	A	B	D
061040-04-02	6	7/16-20	1/8	31,0	14,0	10,0
-04-04	6	7/16-20	1/4	36,0	14,0	14,5
-05-02	8	1/2-20	1/8	31,0	14,0	10,0
-05-04	8	1/2-20	1/4	36,0	14,0	14,5
-06-02	10	9/16-18	1/8	31,5	14,0	10,0
-06-04	10	9/16-18	1/4	36,0	14,0	14,5
-06-06	10	9/16-18	3/8	36,0	14,0	14,5
-06-08	10	9/16-18	1/2	42,5	14,0	19,0
-08-04	12	3/4-16	1/4	39,0	17,0	14,5
-08-06	12	3/4-16	3/8	39,0	17,0	14,5
-08-08	12	3/4-16	1/2	45,5	17,0	19,0
-08-12	12	3/4-16	3/4	47,5	17,0	19,0
-10-06	16	7/8-14	3/8	43,5	19,5	14,5
-10-08	16	7/8-14	1/2	48,0	19,5	19,0
-10-12	16	7/8-14	3/4	50,0	19,5	19,0
-12-08	20	1 1/16-12	1/2	52,5	22,0	19,0
-12-12	20	1 1/16-12	3/4	52,5	22,0	19,0
-12-16	20	1 1/16-12	1	57,5	22,0	24,0
-16-12	25	1 5/16-12	3/4	53,5	23,0	19,0
-16-16	25	1 5/16-12	1	58,5	23,0	24,0
-20-16	30	1 5/8-12	1	62,0	24,5	24,0
-20-20	30	1 5/8-12	1 1/4	62,0	24,5	24,5
-24-24	38	1 7/8-12	1 1/2	68,0	27,5	25,5

# 061140

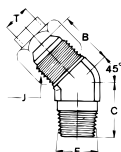
## 90° vinkelkoppling - utv. NPTF



Det.nr.	Rör Y.D	J	F	B	C
061140-04-02	6	7/16-20	1/8	22,5	19,5
-04-04	6	7/16-20	1/4	27,0	27,5
-05-02	8	1/2-20	1/8	24,0	20,0
-05-04	8	1/2-20	1/4	27,0	27,5
-06-04	10	9/16-18	1/4	27,0	27,5
-06-06	10	9/16-18	3/8	28,5	31,0
-06-08	10	9/16-18	1/2	31,0	37,0
-08-04	12	3/4-16	1/4	31,5	31,0
-08-06	12	3/4-16	3/8	31,5	31,0
-08-08	12	3/4-16	1/2	34,0	37,5
-08-12	12	3/4-16	3/4	37,0	40,5
-10-06	16	7/8-14	3/8	36,5	33,0
-10-08	16	7/8-14	1/2	36,5	37,5
-12-08	20	1 1/16-12	1/2	42,0	40,5
-12-12	20	1 1/16-12	3/4	42,0	40,5
-16-12	25	1 5/16-12	3/4	46,0	45,0
-16-16	25	1 5/16-12	1	46,0	50,0
-20-20	30	1 5/8-12	1 1/4	52,0	60,0
-24-24	38	1 7/8-12	1 1/2	59,0	67,0

# 061430

## 45° vinkelkoppling - utv. NPTF

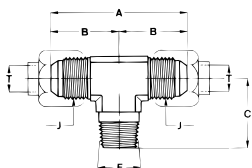


Det.nr.	Rör Y.D	J	F	B	C
061430-04-02	6	7/16-20	1/8	18,0	16,5
-04-04	6	7/16-20	1/4	21,0	22,0
-05-02	8	1/2-20	1/8	19,5	16,5
-05-04	8	1/2-20	1/4	21,0	22,0
-06-04	10	9/16-18	1/4	21,0	22,0
-06-06	10	9/16-18	3/8	22,0	24,0
-06-08	10	9/16-18	1/2	22,5	29,5
-08-04	12	3/4-16	1/4	25,0	24,0
-08-06	12	3/4-16	3/8	25,0	24,0
-08-08	12	3/4-16	1/2	25,0	29,5
-08-12	12	3/4-16	3/4	27,5	30,5
-10-08	16	7/8-14	1/2	28,0	29,5
-12-08	20	1 1/16-12	1/2	32,5	30,5
-12-12	20	1 1/16-12	3/4	32,5	30,5
-16-12	25	1 5/16-12	3/4	37,0	32,5
-16-16	25	1 5/16-12	1	37,0	37,5

Andra dimensioner på förfrågan.

# 061260

## T-koppling - utv. NPTF

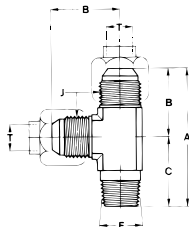


Det.nr.	Rör Y.D	J	F	A	B	C
061260-04-02	6	7/16-20	1/8	45	22,5	19,5
-05-02	8	1/2-20	1/8	48	24,0	19,5
-06-04	10	9/16-18	1/4	54	27,0	27,5
-08-06	12	3/4-16	3/8	63	31,5	31,0
-08-08	12	3/4-16	1/2	68	34,0	37,5
-10-08	16	7/8-14	1/2	73	36,5	37,5
-12-12	20	1 1/16-12	3/4	84	42,0	40,5
-16-16	25	1 5/16-12	1	92	46,0	50,0

Andra dimensioner på förfrågan.

# 061250

## L-koppling - utv. NPTF

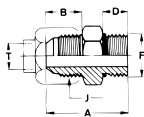


Det.nr.	Rör Y.D	J	F	A	B	C
061250-04-04	6	7/16-20	1/4	54,5	27,0	27,5
-05-02	8	1/2-20	1/8	44,0	24,0	20,0
-06-04	10	9/16-18	1/4	54,5	27,0	27,5
-08-06	12	3/4-16	3/8	62,5	31,5	31,0
08-08	12	3/4-16	1/2	71,0	34,0	37,0
-10-08	16	7/8-14	1/2	74,0	36,5	37,5
-12-12	20	1 1/16-12	3/4	82,5	42,0	40,5
-16-16	25	1 5/16-12	1	96,0	46,0	50,0

Andra dimensioner på förfrågan.

# 061510

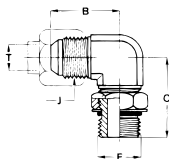
## rak koppling - utv. UNF med O-ring



Det.nr.	Rör Y.D	J	F UNF-UN	A	B	D
061510-04-04	6	7/16-20	7/16-20	31,0	14,0	9,0
-04-05	6	7/16-20	1/2-20	31,0	14,0	9,5
-04-06	6	7/16-20	9/16-18	33,0	14,0	10,0
-05-05	8	1/2-20	1/2-20	31,0	14,0	9,0
-06-06	10	9/16-18	9/16-18	33,0	14,0	10,0
-06-08	10	9/16-18	3/4-16	34,5	14,0	11,0
-08-08	12	3/4-16	3/4-16	37,5	17,0	11,0
-08-10	12	3/4-16	7/8-14	40,5	17,0	12,5
-08-12	12	3/4-16	1 1/16-12	45,0	17,0	15,5
-10-08	16	7/8-14	3/4-16	41,5	19,5	11,0
-10-10	16	7/8-14	7/8-14	43,0	19,5	12,5
-10-12	16	7/8-14	1 1/16-12	47,5	19,5	15,0
-12-08	20	1 1/16-12	3/4-16	45,0	22,0	11,5
-12-10	20	1 1/16-12	7/8-14	47,5	22,0	12,5
-12-12	20	1 1/16-12	1 1/16-12	50,0	22,0	15,0
-12-16	20	1 1/16-12	1 5/16-12	51,0	22,0	15,0
-14-14	22	1 3/16-12	1 3/16-12	50,5	22,5	15,5
-16-12	25	1 5/16-12	1 1/16-12	51,0	23,0	15,5
-16-16	25	1 5/16-12	1 5/16-12	52,0	23,0	15,0
-16-20	25	1 5/16-12	1 5/8-12	53,5	23,0	15,5
-20-20	30	1 5/8-12	1 5/8-12	55,0	24,5	15,0
-24-24	38	1 7/8-12	1 7/8-12	60,0	27,5	15,0

# 061610

## 90° ställbar vinkelkoppling - utv. UNF med O-ring

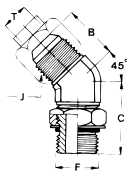


Det.nr.	Rör Y.D	J	F UNF-UN	B	C
061610-04-04	6	7/16-20	7/16-20	22,5	26,0
-04-06	6	7/16-20	9/16-18	27,0	31,5
-05-05	8	1/2-20	1/2-20	24,0	28,5
-06-06	10	9/16-18	9/16-18	27,0	32,0
-06-08	10	9/16-18	3/4-16	28,5	37,0
-08-08	12	3/4-16	3/4-16	31,5	37,0
-08-10	12	3/4-16	7/8-14	34,0	43,0
-10-08	16	7/8-14	3/4-16	36,5	39,5
-10-10	16	7/8-14	7/8-14	36,5	43,0
-10-12	16	7/8-14	1 1/16-12	39,5	49,5
-12-10	20	1 1/16-12	7/8-14	42,0	45,5
-12-12	20	1 1/16-12	1 1/16-12	42,0	49,5
-16-12	25	1 5/16-12	1 1/16-12	46,0	52,0
-16-16	25	1 5/16-12	1 5/16-12	46,0	52,0
-20-20	30	1 5/8-12	1 5/8-12	52,0	57,0
-24-24	38	1 7/8-12	1 7/8-12	59,0	60,5

Andra dimensioner på förfrågan.

# 061710

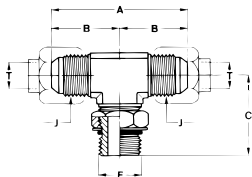
## 45° ställbar vinkelkoppling - utv. UNF med O-ring



Det.nr.	Rör Y.D	Utv JIC	Utv UNF	B	C
061710-04-04	6	7/16-20	7/16-20	18,5	26,5
-05-05	8	1/2-20	1/2-20	19,5	26,5
-06-06	10	9/16-18	9/16-18	21,0	29,0
-06-08	10	9/16-18	3/4-16	22,0	33,0
-08-08	12	3/4-16	3/4-16	25,0	33,0
-10-08	16	7/8-14	3/4-16	28,0	35,0
-10-10	16	7/8-14	7/8-14	28,0	38,5
-12-12	20	1 1/16-12	1 1/16-12	32,5	44,0
-16-16	25	1 5/16-12	1 5/16-12	37,5	47,0

Andra dimensioner på förfrågan.

# 061820

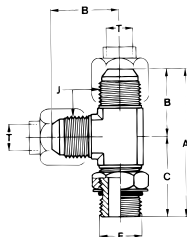


## T-koppling ställbar - utv. UNF med O-ring

Det.nr.	Rör Y.D	J	F UNF-UN	A	B	C
061820-04-04	6	7/16-20	7/16-20	45	22,5	26,0
-05-05	8	1/2-20	1/2-20	48	24,0	28,5
-06-06	10	9/16-18	9/16-18	54	27,0	32,0
-08-08	12	3/4-16	3/4-16	63	31,5	37,0
-10-10	16	7/8-14	7/8-14	73	36,5	43,0
-12-12	20	1 1/16-12	1 1/16-12	84	42,0	49,5
-16-16	25	1 5/16-12	1 5/16-12	92	46,0	52,0

Andra dimensioner på förfrågan.

# 061810



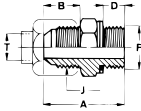
## L-koppling ställbar - utv. UNF med O-ring

Det.nr.	Rör Y.D	J	F UNF-UN	A	B	C
061810-04-04	6	7/16-20	7/16-20	48,5	22,5	26,0
-05-05	8	1/2-20	1/2-20	52,5	24,0	28,5
-06-06	10	9/16-18	9/16-18	59,0	27,0	32,0
-08-08	12	3/4-16	3/4-16	68,5	31,5	37,0
-10-10	16	7/8-14	7/8-14	79,5	36,5	43,0
-12-12	20	1 1/16-12	1 1/16-12	91,5	42,0	49,5
-16-16	25	1 5/16-12	1 5/16-12	98,0	46,0	52,0

Andra dimensioner på förfrågan.

# 064540

## rak koppling - utv. M-gänga



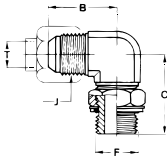
Det.nr.	Rör Y.D	J	F M	A	B	D
064540-04-10	6	7/16-20	M10x1	30,0	14,0	9,0
-04-12	6	7/16-20	M12x1,5	32,5	14,0	11,5
-05-10	8	1/2-20	M10x1	30,0	14,0	9,0
-05-12	8	1/2-20	M12x1,5	32,5	14,0	11,5
-06-14	10	9/16-18	M14x1,5	33,5	14,0	11,5
-06-16	10	9/16-18	M16x1,5	34,5	14,0	12,5
-08-16	12	3/4-16	M16x1,5	37,5	17,0	12,5
-08-18	12	3/4-16	M18x1,5	39,5	17,0	13,5
-10-18	16	7/8-14	M18x1,5	42,0	19,5	13,5
-10-22	16	7/8-14	M22x1,5	44,5	19,5	15,0
-12-27	20	1 1/16-12	M27x2	52,5	22,0	18,5
-16-27	25	1 5/16-12	M27x2	53,5	23,0	18,5
-16-33	25	1 5/16-12	M33x2	54,0	23,0	18,5
-20-42	30	1 5/8-12	M42x2	58,0	24,5	19,5
-24-48	38	1 7/8-12	M48x2	65,0	27,5	21,5

Andra dimensioner på förfrågan.



# 064310

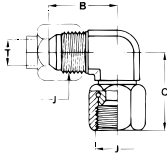
## 90° ställbar vinkelkoppling - utv. M-gänga



Det.nr.	Rör Y.D	J	F M	B	C
064310-04-10	6	7/16-20	M10x1	22,5	27,0
-04-12	6	7/16-20	M12x1,5	27,0	31,5
-05-12	8	1/2-20	M12x1,5	27,0	31,5
-06-14	10	9/16-18	M14x1,5	27,0	32,0
-08-16	12	3/4-16	M16x1,5	31,5	38,0
-08-18	12	3/4-16	M18x1,5	31,5	39,5
-10-18	16	7/8-14	M18x1,5	36,5	41,0
-10-22	16	7/8-14	M22x1,5	36,5	43,0
-12-22	20	1 1/16-12	M22x1,5	42,0	45,0
-12-27	20	1 1/16-12	M27x2	42,0	51,5
-16-33	25	1 5/16-12	M33x2	46,0	53,0

Andra dimensioner på förfrågan.

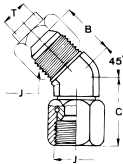
# 061130



## 90° vinkelkoppling - JIC 37° med svivelmutter

Det.nr.	Rör Y.D	J	B	C		
061130-04-04	6	7/16-20	22,5	26,5		
-05-05	8	1/2-20	24,0	27,5		
-06-06	10	9/16-18	27,0	32,0		
-08-08	12	3/4-16	31,5	35,5		
-10-10	16	7/8-14	36,5	41,0		
-12-12	20	1 1/16-12	42,0	44,5		
-14-14	22	1 3/16-12	44,0	46,5		
-16-16	25	1 5/16-12	46,0	51,0		
-20-20	30	1 5/8-12	52,0	58,5		
-24-24	38	1 7/8-12	59,0	66,5		

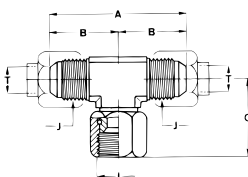
# 061420



## 45° vinkelkoppling - JIC 37° med svivelmutter

Det.nr.	Rör Y.D	J	B	C		
061420-04-04	6	7/16-20	18,5	24,5		
-05-05	8	1/2-20	19,5	25,0		
-06-06	10	9/16-18	21,0	28,5		
-08-08	12	3/4-16	25,0	32,5		
-10-10	16	7/8-14	28,0	35,5		
-12-12	20	1 1/16-12	32,5	38,0		
-14-14	22	1 3/16-12	35,0	42,0		
-16-16	25	1 5/16-12	37,0	44,5		
-20-20	30	1 5/8-12	40,5	51,5		
-24-24	38	1 7/8-12	45,0	58,0		

# 061240

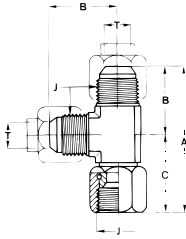


## T-koppling - JIC 37° med svivelmutter

Det.nr.	Rör Y.D	J	A	B	C	
061240-04-04	6	7/16-20	45	22,5	26,5	
-05-05	8	1/2-20	48	24,0	27,5	
-06-06	10	9/16-18	54	27,0	32,0	
-08-08	12	3/4-16	63	31,5	35,5	
-10-10	16	7/8-14	73	36,5	41,0	
-12-12	20	1 1/16-12	84	42,0	44,5	
-14-14	22	1 3/16-12	88	44,0	46,5	
-16-16	25	1 5/16-12	92	46,0	51,0	
-20-20	30	1 5/8-12	104	52,0	58,5	
-24-24	38	1 7/8-12	118	59,0	66,5	

# 061230

## L-koppling -JIC 37° med svivelmutter



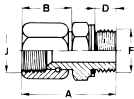
Det.nr.	Rör Y.D	J	A	B	C	
061230-04-04	6	7/16-20	49,0	22,5	26,5	
-05-05	8	1/2-20	51,5	24,0	27,5	
-06-06	10	9/16-18	59,0	27,0	32,0	
-08-08	12	3/4-16	67,0	31,5	35,5	
-10-10	16	7/8-14	77,5	36,5	41,0	
-12-12	20	1 1/16-12	86,5	42,0	44,5	
-14-14	22	1 3/16-12	90,5	44,0	46,0	
-16-16	25	1 5/16-12	97,0	46,0	51,0	
-20-20	30	1 5/8-12	110,5	52,0	58,5	
-24-24	38	1 7/8-12	125,5	59,0	66,5	





# 066030

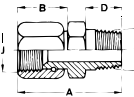
## rak adapter -JIC 37° med svivelmutter och -utv. BSPP



Det.nr.	Rör Y.D	J	F BSPP	A	B	D
066030-04-02	6	7/16-20	1/8	33,5	25,5	8,0
-04-04	6	7/16-20	1/4	38,5	26,5	12,0
-05-04	8	1/2-20	1/4	40,5	28,5	12,0
-06-04	10	9/16-18	1/4	42,0	30,0	12,0
-06-06	10	9/16-18	3/8	42,0	30,0	12,0
-06-08	10	9/16-18	1/2	45,5	21,5	12,0
-08-04	12	3/4-16	1/4	43,5	31,5	12,0
-08-06	12	3/4-16	3/8	43,5	31,5	12,0
-08-08	12	3/4-16	1/2	47,0	33,0	14,0
-10-06	16	7/8-14	3/8	46,5	34,5	12,0
-10-08	16	7/8-14	1/2	49,5	35,5	14,0
-12-08	20	1 1/16-12	1/2	51,0	37,0	14,0
-12-12	20	1 1/16-12	3/4	53,0	39,0	16,0
-16-12	25	1 5/16-12	3/4	57,5	41,5	16,0
-16-16	25	1 5/16-12	1	60,0	42,0	18,0
-16-20	25	1 5/16-12	1 1/4	64,0	30,0	17,5
-20-16	30	1 5/8-12	1	64,0	33,0	15,5
-20-20	30	1 5/8-12	1 1/4	66,0	46,0	20,0
-24-24	38	1 7/8-12	1 1/2	76,5	54,5	22,0

# 061080

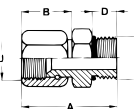
## rak adapter -JIC 37° med svivelmutter och -utv. NPTF



Det.nr.	Rör Y.D	J	F NPTF	A	B	D
061080-04-02	6	7/16-20	1/8	35,5	25,5	10,0
-04-04	6	7/16-20	1/4	40,5	26,0	14,5
-05-02	8	1/2-20	1/8	37,0	27,0	10,0
-05-04	8	1/2-20	1/4	42,0	27,5	14,5
-06-02	10	9/16-18	1/8	39,0	21,5	10,0
-06-04	10	9/16-18	1/4	43,5	29,0	14,5
-06-06	10	9/16-18	3/8	43,5	29,0	14,5
-08-04	12	3/4-16	1/4	45,0	30,5	14,5
-08-06	12	3/4-16	3/8	45,0	30,5	14,5
-08-08	12	3/4-16	1/2	51,5	32,5	19,0
-10-06	16	7/8-14	3/8	49,5	35,0	14,5
-10-08	16	7/8-14	1/2	54,0	35,0	19,0
-12-08	20	1 1/16-12	1/2	57,5	38,5	19,0
-12-12	20	1 1/16-12	3/4	57,5	38,5	19,0
-16-12	25	1 5/16-12	3/4	60,0	41,0	19,0
-16-16	25	1 5/16-12	1	65,0	41,0	24,0
-20-20	30	1 5/8-12	1 1/4	70,0	45,5	24,5

# 061560

## rak adapter -JIC 37° med svivelmutter och -utv. UNF

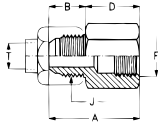


Det.nr.	Rör Y.D	J	F UNF-UN	A	B	D
061560-04-04	6	7/16-20	7/16-20	35,5	26,5	9,0
-04-05	6	7/16-20	1/2-20	35,5	18,5	9,0
-04-06	6	7/16-20	9/16-18	37,5	18,5	10,0
-05-05	8	1/2-20	1/2-20	37,0	28,0	9,0
-06-06	10	9/16-18	9/16-18	40,5	30,5	10,0
-06-08	10	9/16-18	3/4-16	42,0	31,0	11,0
-08-08	12	3/4-16	3/4-16	43,5	32,5	11,0
-08-10	12	3/4-16	7/8-14	46,5	34,0	12,5
-10-10	16	7/8-14	7/8-14	49,0	36,5	12,5
-12-12	20	1 1/16-12	1 1/16-12	55,0	40,0	15,0
-16-12	25	1 5/16-12	1 1/16-12	58,0	30,0	15,0
-16-16	25	1 5/16-12	1 5/16-12	58,5	43,5	15,0
-20-20	30	1 5/8-12	1 5/8-12	62,5	47,5	15,0

Andra dimensioner på förfrågan.

# 066020

## rak koppling -inv. BSPP

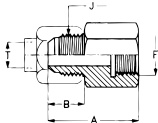


Det.nr.	Rör Y.D	J	F BSPP	A	B	C
066020-04-02	6	7/16-20	1/8	30,0	14,0	16,0
-04-04	6	7/16-20	1/4	35,5	14,0	21,5
-05-02	8	1/2-20	1/8	30,0	14,0	16,0
-05-04	8	1/2-20	1/4	35,5	14,0	21,5
-06-04	10	9/16-18	1/4	35,5	14,0	21,5
-06-06	10	9/16-18	3/8	36,5	14,0	22,5
-06-08	10	9/16-18	1/2	42,5	14,0	28,5
-08-04	12	3/4-16	1/4	38,5	17,0	21,5
-08-06	12	3/4-16	3/8	40,0	17,0	23,0
-08-08	12	3/4-16	1/2	45,5	17,0	28,5
-10-08	16	7/8-14	1/2	48,0	19,5	28,5
-12-08	20	1 1/16-12	1/2	50,5	22,0	28,5
-12-12	20	1 1/16-12	3/4	52,5	22,0	30,5
-16-16	25	1 5/16-12	1	59,5	23,0	36,5
-20-20	30	1 5/8-12	1 1/4	63,0	24,5	38,5
-24-24	38	1 7/8-12	1 1/2	66,5	27,5	39,0



# 061630

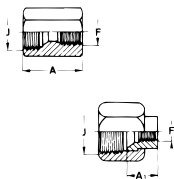
## manometerkoppling



Det.nr.	Rör Y.D	Utv JIC	Inv BSPP	A	B
061630-04-04	6	7/16-20	1/4	31	14
-05-04	8	1/2-20	1/4	28	14
-06-04	10	9/16-18	1/4	28	14
-06-08	10	9/16-18	1/2	35	14
-08-04	12	3/4-16	1/4	31	17
-08-08	12	3/4-16	1/2	38	17

# 066000

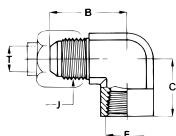
## testanslutning



Det.nr.	Rör Y.D	J	F BSPP	A	A1	CH
066000-04-04	6	7/16-20	1/4	28,5		19
-05-04	8	1/2-20	1/4	28,5		19
-06-04	10	9/16-18	1/4	29,0		19
-08-04	12	3/4-16	1/4	32,0		22
-10-04	16	7/8-14	1/4	37,0		27
-12-04	20	1 1/16-12	1/4		18	32
-16-04	25	1 5/16-12	1/4		20	41
-20-04	30	1 5/8-12	1/4		21	50
-24-04	38	1 7/8-12	1/4		25	60

# 066120

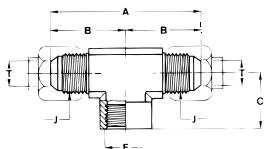
## 90° vinkelkoppling -inv. BSPP



Det.nr.	Rör Y.D	J	F BSPP	B	C
066120-04-02	6	7/16-20	1/8	27,5	17,0
-04-04	6	7/16-20	1/4	31,0	22,5
-05-02	8	1/2-20	1/8	27,5	17,0
-05-04	8	1/2-20	1/4	31,0	22,5
-06-04	10	9/16-18	1/4	31,0	22,5
-08-04	12	3/4-16	1/4	31,5	22,5
-08-06	12	3/4-16	3/8	36,0	26,0
-10-08	16	7/8-14	1/2	41,5	31,0
-12-12	20	1 1/16-12	3/4	48,0	34,5
-16-16	25	1 5/16-12	1	55,0	41,0
-20-20	30	1 5/8-12	1 1/4	59,0	43,0

# 066220

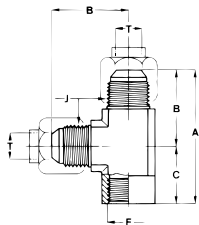
## T-koppling -inv. BSPP



Det.nr.	Rör Y.D	J	F BSPP	A	B	C
066220-04-02	6	7/16-20	1/8	54	27,0	16,5
-05-02	8	1/2-20	1/8	54	27,0	16,5
-06-04	10	9/16-18	1/4	62	31,0	22,5
-08-06	12	3/4-16	3/8	72	36,0	26,0
-10-08	16	7/8-14	1/2	83	41,5	31,0
-12-12	20	1 1/16-12	3/4	96	48,0	34,5
-16-16	25	1 5/16-12	1	110	55,0	41,0
-20-20	30	1 5/8-12	1 1/4	118	59,0	43,0
-24-24	38	1 7/8-12	1 1/2	147	73,5	52,5

# 066230

## L-koppling -inv. BSPP

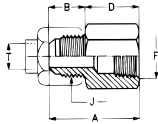


Det.nr.	Rör Y.D	J	F BSPP	A	B	C
066230-04-02	6	7/16-20	1/8	43,5	27,0	16,5
-05-02	8	1/2-20	1/8	43,5	27,0	16,5
-06-04	10	9/16-18	1/4	53,5	31,0	22,5
-08-06	12	3/4-16	3/8	62,0	36,0	26,0
-10-08	16	7/8-14	1/2	72,5	41,5	31,0
-12-12	20	1 1/16-12	3/4	82,5	48,0	34,5
-16-16	25	1 5/16-12	1	96,0	55,0	41,0
-20-20	30	1 5/8-12	1 1/4	102,0	59,0	43,0
-24-24	38	1 7/8-12	1 1/2	126,0	73,5	52,5

Andra dimensioner på förfrågan.

# 061050

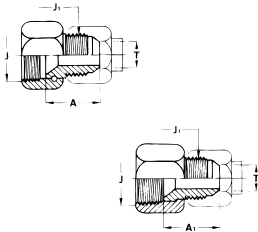
## rak koppling -inv. NPTF



Det.nr.	Rör Y.D	J	F NPTF	A	B	D
061050-04-02	6	7/16-20	1/8	30,0	14,0	16,0
-04-04	6	7/16-20	1/4	35,5	14,0	21,5
-05-04	8	1/2-20	1/4	35,5	14,0	21,5
-06-04	10	9/16-18	1/4	35,5	14,0	21,5
-06-06	10	9/16-18	3/8	36,5	14,0	22,5
-08-04	12	3/4-16	1/4	38,5	17,0	21,5
-08-06	12	3/4-16	3/8	40,0	17,0	23,0
-08-08	12	3/4-16	1/2	45,5	17,0	28,5
-10-08	16	7/8-14	1/2	48,0	19,5	28,5
-12-08	20	1 1/16-12	1/2	50,5	22,0	28,5
-12-12	20	1 1/16-12	3/4	52,5	22,0	30,5
-16-16	25	1 5/16-12	1	59,5	23,0	36,5

# 065020

## reduceringskoppling



Det.nr.	Rör Y.D	Rör Y.D	J	J1	A	A1
065020-06-04	10	6	9/16-18	7/16-20	29,0	24,5
-06-05*	10	8	9/16-18	1/2-20		25,5
-08-04	12	6	3/4-16	7/16-20		25,5
-08-05	12	8	3/4-16	1/2-20		25,5
-08-06	12	10	3/4-16	9/16-18	36,5	27,5
-10-04	16	6	7/8-14	7/16-20		27,5
-10-06	16	10	7/8-14	9/16-18		27,5
-10-08*	16	12	7/8-14	3/4-16		27,5
-12-04	20	6	1 1/16-12	7/16-20	42,0	30,5
-12-06	20	10	1 1/16-12	9/16-18		37,5
-12-08	20	12	1 1/16-12	3/4-16		39,0
-12-10*	20	16	1 1/16-12	7/8-14		40,0
-16-12	25	20	1 5/16-12	1 1/16-12	43,0	37,5
-20-12	30	20	1 5/8-12	1 1/16-12		39,0
-20-16*	30	25	1 5/8-12	1 5/16-12		40,0
-24-20	38	30	1 7/8-12	1 5/8-12		43,0

\* Reducering tillverkad som en del.

# 060900

## blindmutter



Det.nr.	Rör Y.D	J	A	CH
060900-04-00	6	7/16-20	15,5	14
-05-00	8	1/2-20	17,0	17
-06-00	10	9/16-18	18,5	19
-08-00	12	3/4-16	22,0	22
-10-00	16	7/8-14	25,0	27
-12-00	20	1 1/16-12	26,0	32
-14-00	22	1 3/16-12	30,0	36
-16-00	25	1 5/16-12	28,5	41
-20-00	30	1 5/8-12	31,0	50
-24-00	38	1 7/8-12	36,0	60

# 065010



## plugg JIC

Det.nr.	Rör Y.D	J	A	CH		
065010-04-00	6	7/16-20	20,5	13,0		
-05-00	8	1/2-20	20,5	14,0		
-06-00	10	9/16-18	21,5	16,0		
-08-00	12	3/4-16	24,0	19,0		
-10-00	16	7/8-14	28,0	24,0		
-12-00	20	1 1/16-12	32,5	27,0		
-14-00	22	1 3/16-12	33,0	32,0		
-16-00	25	1 5/16-12	34,0	36,0		
-20-00	30	1 5/8-12	37,0	42,0		
-24-00	38	1 7/8-12	42,0	50,0		

# 061530



## plugg UNF O-ringstättning

Det.nr.	Rör Y.D	F UNF	A			
061530-04-00	6	7/16-20	17,0			
-05-00	8	1/2-20	17,0			
-06-00	10	9/16-18	19,0			
-08-00	12	3/4-16	21,0			
-10-00	16	7/8-14	23,0			
-12-00	20	1 1/16-12	28,0			
-16-00	25	1 5/16-12	28,0			
-20-00	30	1 5/8-12	30,0			
-24-00	38	1 7/8-12	32,0			

Andra dimensioner och kopplingstyper på förfrågan.

# **AMAB** **Hydraul**

**Bronsgjutaregatan 2, 238 41 OXIE/Malmö.**  
**Telefon 040-615 50 00. Telefax 040-615 50 49**  
**[www.amabhydraul.se](http://www.amabhydraul.se)**

**Borlänge 0243-82055 • Motala 0141-23 50 00 • Trollhättan 0520-42 61 00 • Umeå 090-13 02 80**